

Complaint Report as on 17.12.2018**Part A**

Sr. No.	Particulars	Number
1	Number of complaints received directly	Nil
2	Number of complaints forwarded by Stock Exchange	Nil
3	Total Number of complaints/comments received (1+2)	Nil
4	Number of complaints resolved	NA
5	Number of complaints pending	NA

Part B

Sr. No.	Name of Complainant	Date of complaint	Status (Resolved/Pending)
Nil			

For Skipper Limited

**Sajan Kumar Bansal**
Managing Director
DIN: 00063555Date: 17th December, 2018**SKIPPER LIMITED**

Regd. Office : 3A, Loudon Street, 1st Floor, Kolkata - 700 017
CIN : L40104WB1981 PLC033408 Phone : 033 2289 2327 / 5731 / 5732, Fax : 033 2289 5733
Email : mail@skipperlimited.com, Website : www.skipperlimited.com

Details of Directors and Promoters of Skipper Limited (Demerged Company) involved in the Scheme

1. Details of Directors

Sl. No.	Name	Designation	DIN	PAN
1.	Sajan Kumar Bansal	Managing Director	00063555	AHDPB8853A
2.	Sharan Bansal	Whole-Time Director	00063481	ADDPB5067G
3.	Devesh Bansal	Whole-Time Director	00162513	AFLPB5841C
4.	Siddharth Bansal	Whole-Time Director	02947929	AKQPB7209J
5.	Yash Pall Jain	Whole-Time Director	00016663	ABDPJ0962E
6.	Amit Kiran Deb	Independent Director- Non-Executive Chairman	02107792	AFOPD8770P
7.	Joginder Pal Dua	Independent Director	02374358	AABPD7120M
8.	Ashok Bhandari	Independent Director	00012210	ADUPB5894Q
9.	Pramod Kumar Shah	Independent Director	00343256	ALUPS6697N
10.	Mamta Binani	Independent Director	00462925	AEAPB1095A

2. Details of Promoters


Sl. No.	Name	PAN No.
1.	Sajan Kumar Bansal	AHDPB8853A
2.	Sharan Bansal	ADDPB5067G
3.	Devesh Bansal	AFLPB5841C
4.	Siddharth Bansal	AKQPB7209J
5.	Meera Bansal	ADEPB7062L
6.	Sumedha Bansal	AERPM7396E
7.	Rashmi Bansal	AFBPJ4802P
8.	Skipper Plastics Limited	AABCR3533K



SKIPPER LIMITED

9.	Ventex Trade Private Limited	AAACV8556H
10.	Aakriti Alloys Private Limited	AAGCA2936A
11.	Samriddhi Ferrous Private Limited	AAKCS7956E
12.	Skipper Polypipes Limited	AAECP2378M
13.	Utsav Ispat Private Limited	AAACU8953D
14.	Vaibhav Metals Private Limited	AACCV4645D

For Skipper Limited



Sajan Kumar Bansal
Managing Director
DIN: 00063555



SKIPPER PIPES LIMITED

Regd. Office: Mouza chayani, Dag no, 335, 336, 337
Partley Revenue Circle - Palashbari, kamrup, Guwahati - 781128
CIN : U25200AS2015PLC012078

Details of Directors and Promoters of Skipper Pipes Limited (Resulting Company) involved in the Scheme


1. Details of Directors

Sl. No.	Name	Designation	DIN	PAN
1.	Sharan Bansal	Director	00063481	ADDPB5067G
2.	Devesh Bansal	Director	00162513	AFLPB5841C
3.	Siddharth Bansal	Director	02947929	AKQPB7209J

2. Details of Promoters

Sl. No.	Name	PAN No.
1.	Sajan Kumar Bansal	AHDPB8853A
2.	Sharan Bansal	ADDPB5067G
3.	Devesh Bansal	AFLPB5841C
4.	Siddharth Bansal	AKQPB7209J
5.	Sumedha Bansal	AERPM7396E
6.	Rashmi Bansal	AFBPJ4802P
7.	Shruti M Bansal	ASFPM4262K


For Skipper Pipes Limited


Devesh Bansal
Director
DIN: 00162513



This is to confirm that Skipper Pipes Limited (the transferee entity/resulting company) will not issue/reissue shares not covered under the draft scheme.

For Skipper Limited



Sajan Kumar Bansal
Managing Director
DIN: 00063555




SKIPPER PIPES LIMITED

Regd. Office: Mouza chayani, Dag no. 335, 336, 337
Parlley Revenue Circle - Palashbari, kamrup, Guwahati - 781128
CIN : U25200AS2015PLC012078

This is to confirm that Skipper Pipes Limited (the transferee entity/resulting company) will not issue/reissue shares not covered under the draft scheme.

For Skipper Pipes Limited



Dayesh Bansal
Director
DIN: 00162513



This is to confirm that as on the date of application there are no outstanding warrants/instruments/agreements which give right to any person to take the equity shares in the Skipper Pipes Limited (the transferee entity/ resulting company) at any future date.

For Skipper Limited


Sajan Kumar Bansal
Managing Director
DIN: 00063555




SKIPPER PIPES LIMITED

Regd. Office: Mouza chayani, Dag no. 335, 336, 337
Pariley Revenue Circle - Palashbari, kamrup, Guwahati - 781128
CIN : U25200AS2015PLC012078

This is to confirm that as on the date of application there are no outstanding warrants/instruments/agreements which give right to any person to take the equity shares in the Skipper Pipes Limited (the transferee entity/ resulting company) at any future date.

For Skipper Pipes Limited



Devesh Bansal
Director
DIN: 00162513



Limited Review Report on Unaudited Standalone Financial Results of Skipper Limited for the quarter and half year ended September 30, 2018 pursuant to Regulation 33 of SEBI (Listing Obligation and Disclosure Requirements) Regulations, 2015.


To,
The Board of Directors
Skipper Limited

1. We have reviewed the accompanying unaudited standalone financial results of **M/s. Skipper Limited** ("the Company") for the quarter ended September 30, 2018 and the year-to-date results for the period from April 01, 2018 to September 30, 2018 together with the notes thereon ("the statement") attached herewith. The statement is being submitted by the Company pursuant to the requirement of Regulation 33 of the SEBI (Listing Obligations and Disclosure Requirements) Regulations, 2015, as modified by Circular No. CIR/CFD/FAC/62/2016 dated July 5, 2016 and has been initialled by us for identification purpose.
2. This Statement, which is the responsibility of the Company's Management and approved by the Board of Directors in their meeting held on November 13, 2018 has been prepared in accordance with the recognition and measurement principles laid down in the Indian Accounting Standard 34 'Interim Financial Reporting' ("Ind AS 34"), prescribed under Section 133 of the Companies Act, 2013 read with relevant rules issued there under and other accounting principles generally accepted in India. Our responsibility is to issue a report on the Statement based on our review.
3. We conducted our review of the statement in accordance with the Standard on Review Engagement (SRE) 2410 "Review of Interim Financial Information Performed by the Independent Auditor of the Entity," specified under Section 143 (10) of the Companies Act, 2013. This standard requires that we plan and perform the review to obtain moderate assurance as to whether the Statement is free of material misstatement. A review is limited primarily to inquiries of Company personnel and analytical procedures applied to financial data and thus provide less assurance than an audit. We have not performed an audit and accordingly, we do not express an audit opinion.
4. Based on our review conducted as above, nothing has come to our attention that causes us to believe that the accompanying statement prepared in accordance with the applicable Indian Accounting Standards as prescribed under Section 133 of the Companies Act, 2013, read with relevant rules issued there under and other recognized accounting practices and policies, has not disclosed the information required to be disclosed in terms of Regulation 33 of the SEBI (Listing Obligations and Disclosure Requirements) Regulations, 2015, as modified by Circular No. CIR/CFD/FAC/62/2016 dated July 5, 2016, including the manner in which it is to be disclosed, or that it contains any material misstatement.



Place: Kolkata
Date: November 13, 2018

For Singhi & Co.
Chartered Accountants
Firm Registration No.302049E


(Navindra Kumar Surana)
Partner
Membership No. 53816

SKIPPER LIMITED

CIN:L40104WB1981PLC033408

Registered Office: 3A, Loudon Street, Kolkata - 700017, India

Ph: 033- 22895731, Fax: 033-22895733, Email - Investor.relations@skipperlimited.com, Web: www.skipperlimited.com

Statement of Unaudited Financial Results for the quarter and half year ended 30th September, 2018

(Rs. in millions)

Particulars	Quarter Ended	Quarter Ended	Quarter Ended	Half Year Ended	Half Year Ended	Year Ended
	30.09.2018	30.06.2018	30.09.2017	30.09.2018	30.09.2017	31.03.2018
	Unaudited	Unaudited	Unaudited	Unaudited	Unaudited	Audited
1. Revenue from Operations	5,239.59	4,786.97	5,156.20	10,026.56	9,483.44	21,076.18
2. Other Income	3.37	3.24	3.26	6.61	10.78	21.93
3. Total Revenue (1+2)	5,242.96	4,790.21	5,159.46	10,033.17	9,494.22	21,098.11
4. Expenses						
Cost of Materials consumed	3,216.06	3,658.68	3,854.92	6,874.74	6,810.74	14,688.24
Excise Duty	-	-	-	-	338.99	338.99
Changes in inventories of finished goods and work-in-progress	413.93	(405.81)	(397.39)	8.12	(883.05)	(1,442.30)
Employee benefits expense	236.10	234.56	251.29	470.66	461.26	934.00
Finance costs	256.51	274.00	200.29	530.51	368.85	784.45
Depreciation and amortisation expense	96.58	115.21	120.50	211.79	227.98	459.06
Other expenses	985.48	849.80	764.52	1,835.28	1,556.54	3,531.78
Total Expenses	5,204.66	4,726.44	4,794.13	9,931.10	8,881.31	19,294.22
5. Profit before exceptional and tax (3-4)	38.30	63.77	365.33	102.07	612.91	1,803.89
6. Exceptional items	-	-	-	-	-	-
7. Profit before tax (5-6)	38.30	63.77	365.33	102.07	612.91	1,803.89
8. Tax Expense						
Current Tax	50.60	50.55	132.99	101.15	278.02	710.53
Tax adjustments for earlier years	-	-	1.22	-	1.22	1.22
Deferred Tax	(37.24)	(31.76)	(1.29)	(69.00)	(58.50)	(85.48)
Total Tax Expenses	13.36	18.79	132.92	32.15	220.74	626.27
9. Profit for the period (7-8)	24.94	44.98	232.41	69.92	392.17	1,177.62
10. Other Comprehensive Income (Net of Tax)						
Items that will not be reclassified to Statement of Profit & Loss	(1.27)	(1.27)	(0.28)	(2.54)	(0.56)	(4.62)
Income tax relating to Items that will not be reclassified to Statement of Profit & Loss	0.45	0.44	0.09	0.89	0.19	1.61
Total Other Comprehensive Income (Net of Tax)	(0.82)	(0.83)	(0.19)	(1.65)	(0.37)	(3.01)
11. Total Comprehensive Income For The Period (9+10)	24.12	44.15	232.22	68.27	391.80	1,174.61
Paid up Equity Share Capital (Face Value Re 1 per Share)	102.67	102.67	102.40	102.67	102.40	102.58
Other Equity	-	-	-	-	-	6,270.16
Basic EPS (not annualised in Rs.)	0.24	0.44	2.27	0.68	3.83	11.50
Diluted EPS (not annualised in Rs.)	0.24	0.44	2.26	0.68	3.82	11.46

SEGMENTWISE REVENUE, RESULTS, ASSETS AND LIABILITIES

(Rs. in millions)

Particulars	Quarter Ended	Quarter Ended	Quarter Ended	Half Year Ended	Half Year Ended	Year Ended
	30.09.2018	30.06.2018	30.09.2017	30.09.2018	30.09.2017	31.03.2018
	Unaudited	Unaudited	Unaudited	Unaudited	Unaudited	Audited
1. Segment Revenue						
Engineering Products	4,776.06	4,040.91	4,633.67	8,816.97	8,285.05	18,071.89
Polymer Products	358.99	560.85	427.84	919.84	860.88	2,148.93
Infrastructure Projects	104.54	185.21	94.69	289.75	337.51	855.36
Revenue from Operations	5,239.59	4,786.97	5,156.20	10,026.56	9,483.44	21,076.18
2. Segment Results						
Engineering Products	379.61	401.91	606.04	781.52	1,045.50	2,647.88
Polymer Products	(10.81)	(7.45)	28.19	(18.26)	59.08	150.93
Infrastructure Projects	0.43	23.80	11.25	24.23	40.70	108.06
Total	369.23	418.26	645.48	787.49	1,145.28	2,906.87
Less: Interest Expense	256.51	274.00	200.29	530.51	368.85	784.45
Add: Interest Income	3.09	2.98	3.17	6.07	7.45	13.45
Less: Un-allocable Expenditure net-off unallocable Income	77.51	83.47	83.03	160.98	170.97	331.98
Profit Before Tax	38.30	63.77	365.33	102.07	612.91	1,803.89
3. Segment Assets						
Engineering Products	14,168.22	15,145.08	12,613.90	14,168.22	12,613.90	13,385.43
Polymer Products	2,503.01	2,647.05	2,366.01	2,503.01	2,366.01	2,748.96
Infrastructure Projects	550.49	847.66	757.05	550.49	757.05	953.85
Unallocated	354.51	372.58	349.67	354.51	349.67	347.06
Total Segment Assets	17,576.23	19,012.37	16,086.63	17,576.23	16,086.63	17,435.30
4. Segment Liabilities						
Engineering Products	3,813.54	4,197.52	3,775.90	3,813.54	3,775.90	4,748.62
Polymer Products	158.97	240.50	269.92	158.97	269.92	390.32
Infrastructure Projects	240.15	198.34	133.20	240.15	133.20	205.65
Unallocated	564.95	744.37	692.70	564.95	692.70	746.01
Total Segment Liabilities	4,777.61	5,380.73	4,871.72	4,777.61	4,871.72	6,090.60



Handwritten signature

SKIPPER LIMITED

CIN: L40104WB1981PLC033408

STATEMENT OF ASSETS AND LIABILITIES

(Rs. in millions)

Particulars	Half Year Ended 30.09.2018	Year Ended 31.03.2018
	Unaudited	Audited
ASSETS		
NON-CURRENT ASSETS		
Property, Plant and Equipment	5,116.73	5,200.43
Capital Work-In-Progress	65.18	15.76
Other Intangible Assets	8.74	8.26
Financial Assets		
Loans	7.24	8.67
Other Non-Current Assets	30.40	29.48
Sub-total (a)	5,228.29	5,262.60
CURRENT ASSETS		
Inventories	5,869.73	5,622.73
Financial Assets		
Trade Receivables	5,215.53	5,164.37
Cash and Cash Equivalents	27.64	8.04
Other Bank balances	172.98	167.79
Loans	47.21	35.56
Other Current Financial Assets	1.29	2.66
Other Current Assets	1,013.56	1,171.55
Sub-total (b)	12,347.94	12,172.70
TOTAL (a+b):	17,576.23	17,435.30
EQUITY AND LIABILITIES		
EQUITY		
Equity Share capital	102.67	102.58
Other Equity	6,144.61	6,270.16
Sub-total (a)	6,247.28	6,372.74
LIABILITIES		
NON-CURRENT LIABILITIES		
Financial Liabilities		
Borrowings	1,649.87	1,666.64
Provisions	62.43	43.74
Deferred Tax Liabilities (Net)	468.64	538.53
Other Non-Current Liabilities	5.68	6.21
Sub-total (b)	2,186.62	2,255.12
CURRENT LIABILITIES		
Financial Liabilities		
Borrowings	4,530.18	2,946.69
Trade Payables		
Total Outstanding Dues of Micro Enterprises and Small Enterprises	27.22	18.30
Total Outstanding Dues of Creditor other than Micro enterprises and Small enterprises	3,483.37	4,884.93
Other Financial Liabilities	618.89	412.32
Other Current Liabilities	436.62	369.60
Provisions	1.28	1.28
Current Tax Liabilities (Net)	44.77	174.32
Sub-total (c)	9,142.33	8,807.44
TOTAL (a+b+c):	17,576.23	17,435.30



ly.

SKIPPER LIMITED

CIN: L40104WB1981PLC033408

Notes:

- 1 The above financial Results as reviewed by the audit committee were taken on record by the Board of Directors at its meeting held on 13th November, 2018. The Statutory Auditors have carried out limited review of the above financial results.
- 2 The Board of Directors of the Company at its meeting held on 31st October, 2018 has considered and approved the Scheme of Arrangement between Skipper Limited ("Skipper") and Skipper Pipes Limited ("SPL") for Demerger of the "Polymer Products Division except Palashbari unit at Assam" of Skipper into SPL. The Company has applied to NSE/BSE for their approval, which is awaited and subsequently on receipt of approval from NSE/BSE, the scheme will be filed with NCLT, Kolkata.
- 3 Subsequent to introduction of Goods and Service Tax (GST) with effect from 1st July, 2017, Revenue is required to disclosed net of GST. Accordingly, figures of Revenue From Operations for the six months ended 30 September, 2018 is not comparable with the figures of six months ended 30 September, 2017.
- 4 Other expenses includes derivative and foreign exchange Gain/(Loss) as per details below:

(Rs. In millions)

Particulars	Quarter Ended 30.09.2018	Quarter Ended 30.06.2018	Quarter Ended 30.09.2017	Half Year Ended 30.09.2018	Half Year Ended 30.09.2017	Year Ended 31.03.2018
Realised Derivative and foreign exchange Gain/(Loss)	(30.64)	1.22	51.53	(29.42)	320.46	600.96
Unrealised Derivative and foreign exchange Gain/(Loss)	(115.98)	(59.85)	(26.73)	(175.83)	(186.27)	(324.81)
Total	(146.62)	(58.63)	24.80	(205.25)	134.19	276.15

- 5 The previous period figures have been regrouped/rearranged wherever necessary, to confirm to the current period figures.



For and on behalf of the Board

Sajan Kumar Bansal
Managing Director
DIN: 00063555

Place: Kolkata

Dated: 13th November, 2018

Pre & Post Shareholding Pattern:

Sr	Description	Name of Shareholder	Transferor Company (Skipper Limited)				Transferee company (Skipper Pipes Limited)			
			Pre-arrangement		Post-arrangement		Pre-arrangement		Post-arrangement	
			No.of shares	%	No.of shares	%	No.of shares	%	No.of shares	%
(A)	Shareholding of Promoter and Promoter Group									
1	Indian									
	Individuals/ Hindu Undivided Family	Names of Promoter								
		Siddharth Bansal	10868725	10.5861	10868725	10.5861	10000	14.29	10868725	10.5861
		Sajan Kumar Bansal	8487796	8.2670	8487796	8.2670	10000	14.29	8487796	8.2670
		Rashmi Bansal	6952396	6.7716	6952396	6.7716	10000	14.29	6952396	6.7716
		Sumedha Bansal	5766631	5.6167	5766631	5.6167	10000	14.29	5766631	5.6167
		Sharan Bansal	4946955	4.8183	4946955	4.8183	10000	14.29	4946955	4.8183
		Devesh Bansal	3872175	3.7715	3872175	3.7715	10000	14.29	3872175	3.7715
		Meera Bansal	2779859	2.7076	2779859	2.7076	-	-	2779859	2.7076
		Shruti M Bansal	-	-	-	-	10000	14.29	-	-
	Central Government/ State Government(s)	Names								
			0	0	0	0	0	0	0	0
(c)	Bodies Corporate	Names								
		Skipper Plastics Ltd	20050000	19.5285	20050000	19.5285	0	0	20050000	19.5285
		Ventex Trade Pvt Ltd	4987500	4.8578	4987500	4.8578	0	0	4987500	4.8578
		Aakriti Alloys Pvt Ltd	2005250	1.9531	2005250	1.9531	0	0	2005250	1.9531
		Samridhi Ferrous Pvt Ltd	1465150	1.4270	1465150	1.4270	0	0	1465150	1.4270
		Skipper Polypipes Pvt Ltd	399000	0.3886	399000	0.3886	0	0	399000	0.3886
		Utsav Ispat Pvt Ltd	386025	0.3760	386025	0.3760	0	0	386025	0.3760
		Vaibhav Metals Pvt Ltd	372900	0.3632	372900	0.3632	0	0	372900	0.3632
(d)	Financial Institutions/ Banks		0	0	0	0	0	0	0	0
(e)	Any Others		0	0	0	0	0	0	0	0



Pre & Post Shareholding Pattern:

	Sub Total(A)(1)		73340362	71.4330	73340362	71.4330	70000	100.00	73340362	71.4330
2	Foreign									
(a)	Individuals (Non-Residents Individuals/ Foreign Individuals)		0	0	0	0	0	0	0	0
(b)	Bodies Corporate		0	0	0	0	0	0	0	0
(c)	Institutions		0	0	0	0	0	0	0	0
(d)	Any Others		0	0	0	0	0	0	0	0
	Sub Total(A)(2)		0	0	0	0	0	0	0	0
	Total Shareholding of Promoter and Promoter Group (A)= (A)(1)+(A)(2)		73340362	71.4330	73340362	71.4330	70000	100.00	73340362	71.4330
(B)	Public shareholding									
1	Institutions									
(a)	Mutual Funds/ UTI		7900582	7.6951	7900582	7.6951	0	0	7900582	7.6951
(b)	Financial Institutions Banks		50515	0.0492	50515	0.0492	0	0	50515	0.0492
(c)	Central Government/ State Government(s)		0	0	0	0	0	0	0	0
(d)	Venture Capital Funds		0	0	0	0	0	0	0	0
(e)	Insurance Companies		0	0	0	0	0	0	0	0
(f)	Foreign Institutional Investors		6812164	6.6350	6812164	6.6350	0	0	6812164	6.6350
(g)	Foreign Venture Capital Investors		0	0	0	0	0	0	0	0
(h)	Any Other		1753363	1.7078	1753363	1.7078	0	0	1753363	1.7078



Pre & Post Shareholding Pattern:

	Sub-Total (B)(1)		16516624	16.0871	16516624	16.0871	0	0	16516624	16.0871
2	Non-institutions									
(a)	Bodies Corporate		3176956	3.0943	3176956	3.0943	0	0	3176956	3.0943
(b)	Individuals									
I	Individuals -i. Individual shareholders holding nominal share capital up to Rs 1 lakh		7078328	6.8942	7078328	6.8942	0	0	7078328	6.8942
II	ii. Individual shareholders holding nominal share capital in excess of Rs. 1 lakh.		1300699	1.2669	1300699	1.2669	0	0	1300699	1.2669
(c)	Any Other		1257243	1.2245	1257243	1.2245	0	0	1257243	1.2245
	Sub-Total (B)(2)		12813226	12.4799	12813226	12.4799	0	0	12813226	12.4799
(B)	Total Public Shareholding (B)= (B)(1)+(B)(2)		29329850	28.5670	29329850	28.5670	0	0	29329850	28.5670
	TOTAL (A)+(B)		102670212	100.00	102670212	100.00	70000	100.00	102670212	100.00
(C)	Shares held by Custodians and against which DRs have been issued		0	0	0	0	0	0	0	0
	GRAND TOTAL (A)+(B)+(C)		102670212	100.00	102670212	100.00	70000	100.00	102670212	100.00



SKIPPER PIPES LIMITED (PRE- DEMERGER) - WITH PAN

Shareholding pattern under Regulation 31 of SEBI (Listing Obligations and Disclosure Requirements) Regulations, 2015

1. Name of Listed Entity: **SKIPPER PIPES LIMITED**
2. Scrip Code/Name of Scrip: **NOT LISTED** Class of Security: **Equity Share Rs.10/- each**
3. Share Holding Pattern Filed under: **Reg.31(1)(b)** for quarter ending: **PRE-DEMERGER (as on 30.09.2018)**
4. Declaration : The Listed entity is required to submit the following declaration to the extent of submission of information:

	Particulars	YES*	NO*
a	Whether the Listed Entity has issued any partly paid up shares		NO
b	Whether the Listed Entity has issued any Convertible Securities or Warrants?		NO
c	Whether the Listed Entity has any shares against which depository receipts are issued?		NO
d	Whether the Listed Entity has any shares in locked-in?		NO
e	Whether any shares held by promoters are pledge or otherwise encumbered?		NO

*if the Listed Entity selects the option 'NO' for the questions above, the columns for the partly paid up shares, Outstanding Convertible Securities/Warrants, depository receipts, locked-in shares, No of shares pledged or otherwise encumbered by promoters, as applicable, shall not be displayed at the time of dissemination on the Stock Exchange website. Also wherever there is 'No' declared by Listed entity in above table the values will be considered as 'Zero' by default on submission of the format of holding of specified securities.



Table I - Summary Statement holding of specified securities

Category	Category of Shareholder	No. of Shareholders	No. of fully paid up equity shares held	No. of Partly paid-up equity shares held	No. of Shares Underlying Depository Receipts	Total Nos. of Shares Held	Shareholding as a % of total nos. of shares	Number of Voting Rights held in each class of securities				No. of Shares Underlying Outstanding convertible securities (Including Warrants)	Shareholding as a % assuming full conversion of convertible Securities (as a percentage of diluted share capital)	Number of Locked in Shares		Number of Shares pledged or otherwise encumbered		Number of equity shares held in dematerialized form
								No. of Voting Rights			Total as a % of (A+B+C)			No.	As a % of total Shares held	No.	As a % of total Shares held	
								Class X	Class Y	Total								
(I)	(II)	(III)	(IV)	(V)	(VI)	(VII=IV +V+VI)	(VIII)	(IX)				(X)	(XI)= (VII)+(X) As a % of (A+B+C2)	(XII)		(XIII)		(XIV)
(A)	Promoter & Promoter Group	7	70000	0	0	70000	10.00	70000	0	70000	100.00	0	100.00	0	0.00	0	0.00	0
(B)	Public	0	0	0	0	0	0.00	0	0	0	0.00	0	0.00	0	0.00	0	0.00	0
(C)	Non Promoter-Non Public	0	0	0	0	0	0	0	0	0	0.00	0	0.00	0	0.00	0	0	0
(C1)	Shares underlying DRs	0	0	0	0	0	0	0	0	0	0.00	0	0.00	0	0.00	0	0	0
(C2)	Shares held by Employees Trusts	0	0	0	0	0	0	0	0	0	0.00	0	0.00	0	0.00	0	0	0
	Total:	7	70000	0	0	70000	10.00	70000	0	70000	100.00	0	100.00	0	0.00	0	0.00	0



Table II - Statement showing shareholding pattern of the Promoter and Promoter Group

Category	Category & Name of the Shareholder	PAN	No. of Shareholders	No. of fully paid up equity shares held	Partly paid-up equity shares held	Nos. of Shares Underlying Depository Receipts	Total No of Shares Held (IV+V+VI)	Shareholding as a % of total no of shares (A+B+C2)	Number of Voting Rights held in each class of securities				No of Shares Underlying Outstanding convertible securities (Including Warrants)	Shareholding as a % assuming full conversion of convertible Securities (as a percentage of diluted share capital)	Number of Locked in Shares		Number of Shares pledged or otherwise encumbered		Number of equity shares held in dematerialized form
									No of Voting Rights			Total as a % of total voting rights			No.	As a % of total Shares held	No.	As a % of total Shares held	
									Class X	Class Y	Total								
	(I)	(II)	(III)	(IV)	(V)	(VI)	(VII)	(VIII)	(IX)				(X)	(XI)= (VII)+(X) As a % of (A+B+C2)	(XII)		(XIII)		(XIV)
(1)	Indian																		
(a)	Individuals/Hindu Undivided Family		7	70000	0	0	70000	100.00	70000	0	70000	100.00	0	100.00	0	0	0	0	
	SHRUTI M BANSAL	ASFPM4262K	1	10000	0	0	10000	14.29	10000	0	10000	14.29	0	14.29	0	0	0	0	
	DEVESH BANSAL	AFLPB5841C	1	10000	0	0	10000	14.29	10000	0	10000	14.29	0	14.29	0	0	0	0	
	SHARAN BANSAL	ADDPB5067G	1	10000	0	0	10000	14.29	10000	0	10000	14.29	0	14.29	0	0	0	0	
	SUMEDHA BANSAL	AERPM7396E	1	10000	0	0	10000	14.29	10000	0	10000	14.29	0	14.29	0	0	0	0	
	RASHMI BANSAL	AFBPJ4802P	1	10000	0	0	10000	14.29	10000	0	10000	14.29	0	14.29	0	0	0	0	
	SAJAN KUMAR BANSAL	AHDPB8853A	1	10000	0	0	10000	14.29	10000	0	10000	14.29	0	14.29	0	0	0	0	
	SIDDHARTH BANSAL	AKQPB7209J	1	10000	0	0	10000	14.29	10000	0	10000	14.29	0	14.29	0	0	0	0	
(b)	Central Government/State Government(s)		0	0	0	0	0	0.00	0	0	0	0.00	0	0.00	0	0	0	0	
(c)	Financial Institutions/Banks		0	0	0	0	0	0.00	0	0	0	0.00	0	0.00	0	0	0	0	
(d)	Any Other				0	0											0		
	Bodies Corporate		0	0	0	0	0	0.00	0	0	0	0.00	0	0.00	0	0.00	0	0	
	Sub-Total (A)(1)		7	70000	0	0	70000	100.00	70000	0	70000	100.00	0	100.00	0	0.00	0	0	
(2)	Foreign																		
(a)	Individuals (Non-Resident Individuals/Foreign Individuals)		0	0	0	0	0	0.00	0	0	0	0.00	0	0.00	0	0	0	0.00	
(b)	Government		0	0	0	0	0	0.00	0	0	0	0.00	0	0.00	0	0	0	0.00	
(c)	Institutions		0	0	0	0	0	0.00	0	0	0	0.00	0	0.00	0	0	0	0.00	
(d)	Foreign Portfolio Investor		0	0	0	0	0	0.00	0	0	0	0.00	0	0.00	0	0	0	0.00	
(e)	Any Other		0	0	0	0	0	0.00	0	0	0	0.00	0	0.00	0	0	0	0.00	
	Sub-Total (A)(2)		0	0	0	0	0	0	0	0	0	0	0	0	0	0	0	0	
	Total Shareholding of Promoter and Promoter Group (A)=(A)(1)+(A)(2)		7	70000	0	0	70000	100.00	70000	0	70000	100.00	0	100.00	0	0.00	0	0	



Table III - Statement showing shareholding pattern of the Public shareholder

Category	Category & Name of the Shareholder	PAN	No. of Shareholders	No. of fully paid up equity shares held	Partly paid-up equity shares held	No. of Shares Underlying Depository Receipts	Total No. of Shares Held (IV+V+VI)	Shareholding as a % of total no of shares (A+B+C2)	Number of Voting Rights held in each class of securities				No. of Shares Underlying Outstanding convertible securities (Including Warrants)	Shareholding as a % assuming full conversion of convertible Securities (as a percentage of diluted share capital)	Number of Locked in Shares		Number of Shares pledged or otherwise encumbered		Number of equity shares held in dematerialized form
									No. of Voting Rights			Total as a % of total voting rights			No.	As a % of total Shares held	No.	As a % of total Shares held	
									Class X	Class Y	Total								
	(i)	(II)	(III)	(IV)	(V)	(VI)	(VII)	(VIII)	(IX)				(X)	(XI)= (VII)+(X) As a % of (A+B+C2)	(XII)		(XIII)		(XIV)
(1)	Institutions																		
(a)	Mutual Funds		0	0	0	0	0	0.00	0	0	0	0.00	0	0.00	0	0.00	0	0.00	0
(b)	Venture Capital Funds		0	0	0	0	0	0.00	0	0	0	0.00	0	0.00	0	0.00	0	0.00	0
(c)	Alternate Investment Funds		0	0	0	0	0	0.00	0	0	0	0.00	0	0.00	0	0.00	0	0.00	0
(d)	Foreign Venture Capital Investors		0	0	0	0	0	0.00	0	0	0	0.00	0	0.00	0	0.00	0	0.00	0
(e)	Foreign Portfolio Investors		0	0	0	0	0	0.00	0	0	0	0.00	0	0.00	0	0.00	0	0.00	0
(f)	Financial Institutions/Banks		0	0	0	0	0	0.00	0	0	0	0.00	0	0.00	0	0.00	0	0.00	0
(g)	Insurance Companies		0	0	0	0	0	0.00	0	0	0	0.00	0	0.00	0	0.00	0	0.00	0
(h)	Provident Funds/Pension Funds		0	0	0	0	0	0.00	0	0	0	0.00	0	0.00	0	0.00	0	0.00	0
(i)	Any Other		0	0	0	0	0	0.00	0	0	0	0.00	0	0.00	0	0.00	0	0.00	0
	Sub Total (B)(1)		0	0	0	0	0	0.00	0	0	0	0.00	0	0.00	0	0.00	0	0.00	0
(2)	Central Government/State Government(s)/President of India		0	0	0	0	0	0.00	0	0	0	0.00	0	0.00	0	0.00	0	0.00	0
	Sub Total (B)(2)		0	0	0	0	0	0	0	0	0	0	0	0.00	0	0.00	0	0.00	0
(3)	Non-Institutions																		
(a)	i. Individual shareholders holding nominal share capital up to Rs.2 lakhs			0	0	0	0	0.00	0	0	0	0.00	0	0.00	0	0.00	0	0.00	0
	ii. Individual shareholders holding nominal share capital in excess of Rs. 2 Lakhs		0	0	0	0	0	0.00	0	0	0	0.00	0	0.00	0	0.00	0	0.00	0
(b)	NBFCs Registered with RBI		0	0	0	0	0	0.00	0	0	0	0.00	0	0.00	0	0.00	0	0.00	0
(c)	Employee Trusts		0	0	0	0	0	0.00	0	0	0	0.00	0	0.00	0	0.00	0	0.00	0
(d)	Overseas Depositories (Holding DRs)(Balancing figure)		0	0	0	0	0	0.00	0	0	0	0.00	0	0.00	0	0.00	0	0.00	0
(e)	Any Other																		
(i)	NON RESIDENT INDIANS		0	0	0	0	0	0.00	0	0	0	0.00	0	0.00	0	0.00	0	0.00	0
(ii)	BODIES CORPORATES		0	0	0	0	0	0.00	0	0	0	0.00	0	0.00	0	0.00	0	0.00	0
(iii)	CLEARING MEMBER		0	0	0	0	0	0.00	0	0	0	0.00	0	0.00	0	0.00	0	0.00	0
(iv)	TRUST		0	0	0	0	0	0.00	0	0	0	0.00	0	0.00	0	0.00	0	0.00	0
	Sub Total (B)(3)		0	0	0	0	0	0.00	0	0	0	0.00	0	0.00	0	0	0	0	0
	Total Public Shareholding (B) = (B)(1)+(B)(2)+(B)(3)		0	0	0	0	0	0.00	0	0	0	0.00	0	0.00	0	0	0	0	0
	Total		7	70000	0	0	70000	100	70000	0	70000	100	0	100	0	0	0	0	0



Table IV - Statement showing shareholding pattern of the Non Promoter - Non Public Shareholder

Category	Category & Name of the Shareholder	PAN	No of Shareholders	No of fully paid up equity shares held	No of Partly paid-up equity shares held	No of Shares Underlying Depository Receipts	Total No of Shares Held (IV+V+VI)	Shareholding as a % of total no of shares (A+B+C2)	Number of Voting Rights held in each class of securities				No of Shares Underlying Outstanding convertible securities (Including Warrants)	Shareholding as a % assuming full conversion of convertible Securities (as a percentage of diluted share capital)	Number of Locked in Shares		Number of Shares pledged or otherwise encumbered		Number of equity shares held in dematerialized form
									No of Voting Rights			Total as a % of (A+B+C)			No.	As a % of total Shares	No.	As a % of total Shares held	
									Class X	Class Y	Total								
	(I)	(II)	(III)	(IV)	(V)	(VI)	(VII)	(VIII)	(IX)				(X)	(XI)	(XII)		(XIII)		(XIV)
(1)	Custodian/DR Holder		0	0	0	0	0	0	0	0	0	0	0	0	0	0	0	0	0
(2)	Employee Benefit Trust (under SEBI(Share based Employee Benefit) Regulations 2014)		0	0	0	0	0	0	0	0	0	0	0	0	0	0	0	0	0
	Total Non-Promoter-Non Public Shareholding (C) = (C)(1)+(C)(2)		0	0	0	0	0	0	0	0	0	0	0	0	0	0	0	0	0



SKIPPER PIPES LIMITED (PRE-DEMERGER) - WITHOUT PAN

Shareholding pattern under Regulation 31 of SEBI (Listing Obligations and Disclosure Requirements) Regulations, 2015

1. Name of Listed Entity: **SKIPPER PIPES LIMITED**
2. Scrip Code/Name of Scrip: **NOT LISTED** Class of Security: **Equity Share Rs.10/- each**
3. Share Holding Pattern Filed under: **Reg.31(1)(b)** for quarter ending: **PRE-DEMERGER (as on 30.09.2018)**
4. Declaration : The Listed entity is required to submit the following declaration to the extent of submission of information:

	Particulars	YES*	NO*
a	Whether the Listed Entity has issued any partly paid up shares		NO
b	Whether the Listed Entity has issued any Convertible Securities or Warrants?		NO
c	Whether the Listed Entity has any shares against which depository receipts are issued?		NO
d	Whether the Listed Entity has any shares in locked-in?		NO
e	Whether any shares held by promoters are pledge or otherwise encumbered?		NO

*if the Listed Entity selects the option 'NO' for the questions above, the columns for the partly paid up shares, Outstanding Convertible Securities/Warrants, depository receipts, locked-in shares, No of shares pledged or otherwise encumbered by promoters, as applicable, shall not be displayed at the time of dissemination on the Stock Exchange website. Also wherever there is 'No' declared by Listed entity in above table the values will be considered as 'Zero' by default on submission of the format of holding of specified securities.



Table I - Summary Statement holding of specified securities

Category	Category of Shareholder	No. of Shareholders	No. of fully paid up equity shares held	No. of Partly paid-up equity shares held	No. of Shares Underlying Depository Receipts	Total Nos. of Shares Held	Shareholding as a % of total nos. of shares	Number of Voting Rights held in each class of securities				No. of Shares Underlying Outstanding convertible securities (Including Warrants)	Shareholding as a % assuming full conversion of convertible Securities (as a percentage of diluted share capital)	Number of Locked in Shares		Number of Shares pledged or otherwise encumbered		Number of equity shares held in dematerialized form
								No. of Voting Rights			Total as a % of (A+B+C)			No.	As a % of total Shares held	No.	As a % of total Shares held	
								Class X	Class Y	Total								
(I)	(II)	(III)	(IV)	(V)	(VI)	(VII=IV +V+VI)	(VIII)	(IX)				(X)	(XI)= (VII)+(X) As a % of (A+B+C2)	(XII)		(XIII)		(XIV)
(A)	Promoter & Promoter Group	7	70000	0	0	70000	10.00	70000	0	70000	100.00	0	100.00	0	0.00	0	0.00	0
(B)	Public	0	0	0	0	0	0.00	0	0	0	0.00	0	0.00	0	0.00	0	0.00	0
(C)	Non Promoter-Non Public	0	0	0	0	0	0	0	0	0	0.00	0	0.00	0	0.00	0	0	0
(C1)	Shares underlying DRs	0	0	0	0	0	0	0	0	0	0.00	0	0.00	0	0.00	0	0	0
(C2)	Shares held by Employees Trusts	0	0	0	0	0	0	0	0	0	0.00	0	0.00	0	0.00	0	0	0
	Total:	7	70000	0	0	70000	10.00	70000	0	70000	100.00	0	100.00	0	0.00	0	0.00	



Table II - Statement showing shareholding pattern of the Promoter and Promoter Group

Category ry	Category & Name of the Shareholder	PAN	No. of Shareh olders	No. of fully paid up equity shares held	Partly paid- up equity shares held	Nos. of Shares Underly ing Deposit ory Receipt s	Total No of Shares Held (IV+V+VI)	Sharehol ding as a % of total no of shares (A+B+C2)	Number of Voting Rights held in each class of securities				No of Shares Underlying Outstand ing convertibl e securities (Including Warrants)	Shareholding as a % assuming full conversion of convertible Securities (as a percentage of diluted share capital)	Number of Locked in Shares		Number of Shares pledged or otherwise encumbered		Number of equity shares held in demateriali zed form
									No of Voting Rights			Total as a % of total voting rights			No.	As a % of total Shares held	No.	As a % of total Shares held	
									Class X	Class Y	Total								
	(I)	(II)	(III)	(IV)	(V)	(VI)	(VII)	(VIII)	(IX)				(X)	(XI)= (VII)+(X) As a % of (A+B+C2)	(XII)		(XIII)		(XIV)
(1)	Indian																		
(a)	Individuals/Hindu Undivided Family		7	70000	0	0	70000	100.00	70000	0	70000	100.00	0	100.00	0	0	0	0	0
	SHRUTI M BANSAL		1	10000	0	0	10000	14.29	10000	0	10000	14.29	0	14.29	0	0	0	0	0
	DEVESH BANSAL		1	10000	0	0	10000	14.29	10000	0	10000	14.29	0	14.29	0	0	0	0	0
	SHARAN BANSAL		1	10000	0	0	10000	14.29	10000	0	10000	14.29	0	14.29	0	0	0	0	0
	SUMEDHA BANSAL		1	10000	0	0	10000	14.29	10000	0	10000	14.29	0	14.29	0	0	0	0	0
	RASHMI BANSAL		1	10000	0	0	10000	14.29	10000	0	10000	14.29	0	14.29	0	0	0	0	0
	SAJAN KUMAR BANSAL		1	10000	0	0	10000	14.29	10000	0	10000	14.29	0	14.29	0	0	0	0	0
	SIDDHARTH BANSAL		1	10000	0	0	10000	14.29	10000	0	10000	14.29	0	14.29	0	0	0	0	0
(b)	Central Government/State Government(s)		0	0	0	0	0	0.00	0	0	0	0.00	0	0.00	0	0	0	0	0
(c)	Financial Institutions/Banks		0	0	0	0	0	0.00	0	0	0	0.00	0	0.00	0	0	0	0	0
(d)	Any Other				0	0												0	
	Bodies Corporate		0	0	0	0	0	0.00	0	0	0	0.00	0	0.00	0	0.00	0	0	0
	Sub-Total (A)(1)		7	70000	0	0	70000	100.00	70000	0	70000	100.00	0	100.00	0	0.00	0	0	0
(2)	Foreign																		
	Individuals (Non- Resident Individuals/Foreign Individuals		0	0	0	0	0	0.00	0	0	0	0.00	0	0.00	0	0	0	0.00	0
(b)	Government		0	0	0	0	0	0.00	0	0	0	0.00	0	0.00	0	0	0	0.00	0
(c)	Institutions		0	0	0	0	0	0.00	0	0	0	0.00	0	0.00	0	0	0	0.00	0
(d)	Foreign Portfolio Investor		0	0	0	0	0	0.00	0	0	0	0.00	0	0.00	0	0	0	0.00	0
(e)	Any Other		0	0	0	0	0	0.00	0	0	0	0.00	0	0.00	0	0	0	0.00	0
	Sub-Total (A)(2)		0	0	0	0	0	0	0	0	0	0	0	0	0	0	0	0	0
	Total Shareholding of Promoter and Promoter Group (A)=(A)(1)+(A)(2)		7	70000	0	0	70000	100.00	70000	0	70000	100.00	0	100.00	0	0.00	0	0	0



Table III - Statement showing shareholding pattern of the Public shareholder

Category	Category & Name of the Shareholder	PAN	No. of Shareholders	No. of fully paid up equity shares held	Partly paid-up equity shares held	No. of Shares Underlying Depository Receipts	Total No. of Shares Held (IV+V+VI)	Shareholding as a % of total no of shares (A+B+C2)	Number of Voting Rights held in each class of securities				No. of Shares Underlying Outstanding convertible securities (including Warrants)	Shareholding as a % assuming full conversion of convertible Securities (as a percentage of diluted share capital)	Number of Locked in Shares		Number of Shares pledged or otherwise encumbered		Number of equity shares held in dematerialized form
									No. of Voting Rights			Total as a % of total voting rights			No.	As a % of total Shares held	No.	As a % of total Shares held	
									Class X	Class Y	Total								
	(I)	(II)	(III)	(IV)	(V)	(VI)	(VII)	(VIII)	(IX)				(X)	(XI)= (VII)+(X) As a % of (A+B+C2)	(XII)		(XIII)		(XIV)
(1)	Institutions																		
(a)	Mutual Funds		0	0	0	0	0	0.00	0	0	0	0.00	0	0.00	0	0.00	0	0.00	0
(b)	Venture Capital Funds		0	0	0	0	0	0.00	0	0	0	0.00	0	0.00	0	0.00	0	0.00	0
(c)	Alternate Investment Funds		0	0	0	0	0	0.00	0	0	0	0.00	0	0.00	0	0.00	0	0.00	0
(d)	Foreign Venture Capital Investors		0	0	0	0	0	0.00	0	0	0	0.00	0	0.00	0	0.00	0	0.00	0
(e)	Foreign Portfolio Investors		0	0	0	0	0	0.00	0	0	0	0.00	0	0.00	0	0.00	0	0.00	0
(f)	Financial Institutions/Banks		0	0	0	0	0	0.00	0	0	0	0.00	0	0.00	0	0.00	0	0.00	0
(g)	Insurance Companies		0	0	0	0	0	0.00	0	0	0	0.00	0	0.00	0	0.00	0	0.00	0
(h)	Provident Funds/Pension Funds			0	0	0	0	0.00	0	0	0	0.00	0	0.00	0		0		0
(i)	Any Other		0	0	0	0	0	0.00	0	0	0	0.00	0	0.00	0	0.00	0	0.00	0
	Sub Total (B)(1)		0	0	0	0	0	0.00	0	0	0	0.00	0	0.00	0	0.00	0	0.00	0
(2)	Central Government/State Government(s)/President of India		0	0	0	0	0	0.00	0	0	0	0.00	0	0.00	0	0.00	0	0.00	0
	Sub Total (B)(2)		0	0	0	0	0	0	0	0	0	0	0.00	0	0.00	0	0.00	0	0
(3)	Non-Institutions																		
(a)	i. Individual shareholders holding nominal share capital up to Rs.2 lakhs			0	0	0	0	0.00	0	0	0	0.00	0	0.00	0	0.00	0	0.00	0
	ii. Individual shareholders holding nominal share capital in excess of Rs. 2 Lakhs		0	0	0	0	0	0.00	0	0	0	0.00	0	0.00	0	0.00	0	0.00	0
(b)	NBFCs Registered with RBI		0	0	0	0	0	0.00	0	0	0	0.00	0	0.00	0	0.00	0	0.00	0
(c)	Employee Trusts		0	0	0	0	0	0.00	0	0	0	0.00	0	0.00	0	0.00	0	0.00	0
(d)	Overseas Depositories (Holding DRs)(Balancing figure)		0	0	0	0	0	0.00	0	0	0	0.00	0	0.00	0	0.00	0	0.00	0
(e)	Any Other																		
(i)	NON RESIDENT INDIANS		0	0	0	0	0	0.00	0	0	0	0.00	0	0.00	0	0.00	0	0.00	0
(ii)	BODIES CORPORATES		0	0	0	0	0	0.00	0	0	0	0.00	0	0.00	0	0.00	0	0.00	0
(iii)	CLEARING MEMBER		0	0	0	0	0	0.00	0	0	0	0.00	0	0.00	0	0.00	0	0.00	0
(iv)	TRUST		0	0	0	0	0	0.00	0	0	0	0.00	0	0.00	0	0.00	0	0.00	0
	Sub Total (B)(3)		0	0	0	0	0	0.00	0	0	0	0.00	0	0.00	0	0	0	0	0
	Total Public Shareholding (B) = (B)(1)+(B)(2)+(B)(3)		0	0	0	0	0	0.00	0	0	0	0.00	0	0.00	0	0	0	0	0
	Total		7	70000	0	0	70000	100	70000	0	70000	100	0	100	0	0	0	0	0



Table IV - Statement showing shareholding pattern of the Non Promoter - Non Public Shareholder

Category	Category & Name of the Shareholder	PAN	No of Shareholders	No of fully paid up equity shares held	No of Partly paid-up equity shares held	No of Shares Underlying Depository Receipts	Total No of Shares Held (IV+V+VI)	Shareholding as a % of total no of shares (A+B+C2)	Number of Voting Rights held in each class of securities				No of Shares Underlying Outstanding convertible securities (Including Warrants)	Shareholding as a % assuming full conversion of convertible Securities (as a percentage of diluted share capital)	Number of Locked in Shares		Number of Shares pledged or otherwise encumbered		Number of equity shares held in dematerialized form
									No of Voting Rights			Total as a % of (A+B+C)			No.	As a % of total Shares	No.	As a % of total Shares held	
									Class X	Class Y	Total								
	(I)	(II)	(III)	(IV)	(V)	(VI)	(VII)	(VIII)	(IX)				(X)	(XI)	(XII)		(XIII)		(XIV)
(1)	Custodian/DR Holder		0	0	0	0	0	0	0	0	0	0	0	0	0	0	0	0	0
(2)	Employee Benefit Trust (under SEBI(Share based Employee Benefit) Regulations 2014)		0	0	0	0	0	0	0	0	0	0	0	0	0	0	0	0	0
	Total Non-Promoter-Non Public Shareholding (C) = (C)(1)+(C)(2)		0	0	0	0	0	0	0	0	0	0	0	0	0	0	0	0	0

